



AaronBradley Mechanical Edge-of-Dock (EOD) Levelers

'AX' & 'AT' - Standard Features - See Back for Options & Accessories

- Deck & Lip manufactured from 3/8" thick 55,000 lb. minimum yield steel tread plate
- Full width piano hinge tube and pin provide maximum load distribution
- No lifting required
- Simple "Pull / Push" of the lever bar automatically sets the EOD into place
- Bar Lever Handle stores in the unit for safe keeping
- No back injuries or mashed fingers from handling portable dock-boards
- Returns to stored position when truck departs
- Service Range of +/- 5" from dock height
- Heavy duty steel bump blocks with structural center support provide maximum impact resistance
- 4-hole 4" x 12" x 13" molded rubber bumper mounted on bump blocks
- No special tools required for installation or adjustment
- Capacities: 20,000; 25,000; 30,000 and 35,000 lbs. (depending on model series)
- Model Widths: 66", 72", 78", 84" (depending on model series)
- Warranty: 1 year from date of shipment



AX Series



AT Series

Models

'AX' Series

- Extension Spring Lift Assist Mechanism
- Widths: 66", 72", 78" and 84"
- Capacities: 20, 25, 30 and 35,000 lbs.

'AT' Series

- Torsion Spring Lift Assist Mechanism
- Widths: 66", 72", 78" and 84"
- Capacities: 20, 25, 30 and 35,000 lbs.

Aaron-Bradley Mechanical Edge-of-Dock (EOD) Levelers

Options

- 17" Lip - Designed to work with Refrigerated Trucks
- Flat Plate: For pallet jack or specialty loading cart use
- Steel face plate for bumpers
- 18" bump block (vertical height)
- Unit furnished without bumpers
- Recessed units with or without pan. Furnished with standard molded or laminated bumpers (requires pit)

Accessories

- Approach plates with pre-punched installation holes - Available with bend (requires notch in concrete floor) or flat & beveled (call for specifications)
- Embedded Channel: 8" x 11.5 lbs. x 120"
- Formed Angle with Bend: 1/4" x 8" x 10" x 108" x 3/8" bend

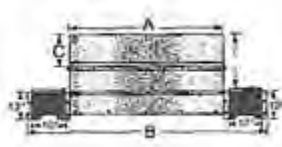
Architectural Short Form

Bar actuated unit to be AaronBradley Model [] AX _____ [] AT _____. To be supplied [] with bumpers [] without bumpers. Capacity to be __,000 lbs. Unit to be ____" wide. Lip: [] 15" lip provides 12-3/4" lip projection with 27-3/4" working span. [] 17" lip provides 14-3/4" lip projection with 29-3/4" working span. Unit to automatically store upon truck departure. Mounts externally to dock face.

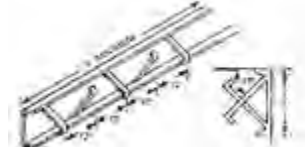
Service Range



Overall Dimensions



Embedded Channel

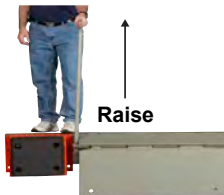


NOTE: A Flat plate unit is recommended for below dock or steep decline (consult factory). For Model number, add 'F' suffix.


Model	Size	Overall Width	Lip Length
AT-AX66xx	66"	104"	15"/17"
AT-AX72xx	72"	110"	15"/17"
AT-AX78xx	78"	116"	15"/17"
AT-AX84xx	84"	122"	15"/17"

To help you determine the most effective and best suited installation for your particular conditions, our engineers will evaluate your operation and submit complete recommendations and cost estimates.

OPERATING INSTRUCTIONS



Grasp the captured operating handle and raise to its full extended length.



Pull handle toward you, rotating center plate back past vertical. Lip lock arm will engage at this time.



Push forward on operating handle against the rivet, rotating leveler out onto truck/trailer bed.

ABC Docks, LLC
P.O. Box 1028
Franklin, TN 37065-1028
Ph) 800-394-5944 / 615-807-1141
Fax) 615-807-1752
Web: www.aaronbradley.com
Email: sales@abcdocks.com

Distributed By:



**Specializing in Dock Equipment
High Speed Doors & Scissor Tables**

Form MEODCAT-180227-NEW